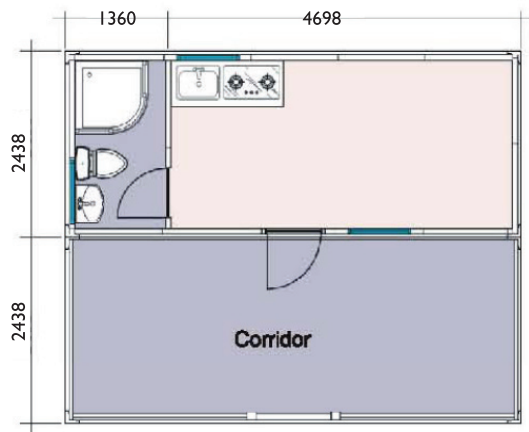


PREFAB MULTIPURPOSE AND MOBILE UNITS



INTERNAL LAYOUT OPTIONS



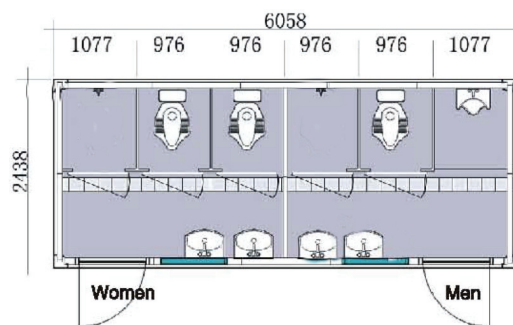
Living unit with Corridor

One Security Steel Door
One Sandwich Door
Three PVC Sliding Windows with Security Roller Curtain
Laminated or PVC Floor
3 Lights, 3 Switches, 2 Sockets, 1 Distribution Box
1 Toilet, 1 Wash Basin, 1 Bathroom and 1 Kitchen unit
Galvanised Steel Frame



Camping Unit

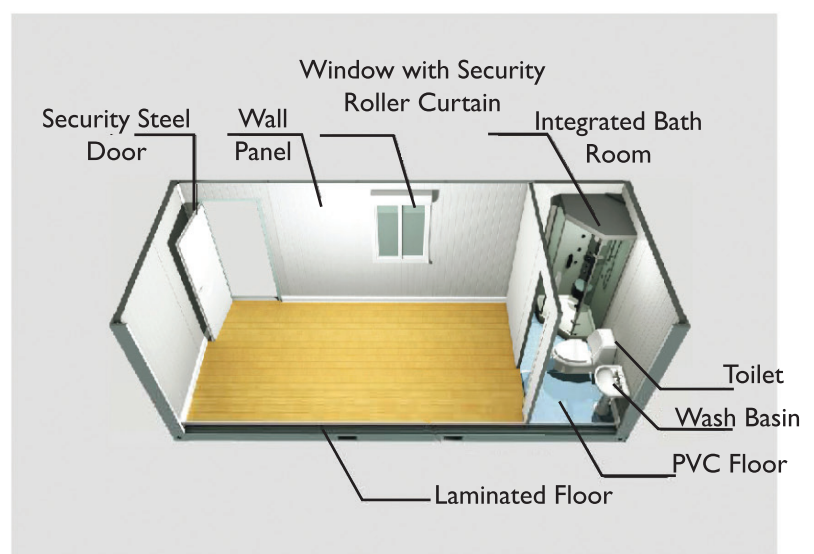
One Security Steel Door
Two PVC Sliding Windows with Security Roller Curtain
Laminated or PVC Floor
2 Lights, 2 Switches, 2 Sockets, 1 Distribution Box
1 Toilet, 1 Wash Basin, 1 Bathroom
Galvanised Steel Frame



Public Utilities

The toilet and bathroom can be adjusted as per the request, It can be full toilet, or combined with bathrooms.
The waste water can be drained out directly. If necessary, we can fit a waste water tank with the volume of 4 cubic meters as part of the unit.

CAMPING UNIT - INTERIOR VIEWS



PACKING



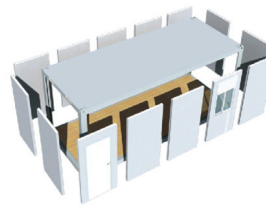
Complete Knock Down kits as flat packs ready for shipment in container




4 units are packed in one flat pack. The packaging size is the same as 20ft shipping container.



Single unit packaging



It can be installed directly after opening the package




Including all parts for one unit of house

COMPONENTS



12mm Laminated-Board



2mm PVC Floor



75mm Wall Panel



20mm Fibre Cement Board



Standard Wall Panel



Standard wall panel with door



Wall panel with window

OPTIONAL ACCESSORIES



Toilet



Wash Basin



50L Water Heater



Integrated Bathroom



Kitchen Cabinet

STEPS FOR INSTALLATION



1. The columns are fixed on the chassis with screws in vertical space.



2. Connect the unit top with the columns, using screws.



3. Adjust the chassis and the roof in the same horizontal level, then tighten the bolts.



4. Install the wall panel according to the item number on the panel. The panel with the socket switch, should connect the wires into the junction box.



5. After finishing the installation of wall panel on one side, fix them together with screw and binder plate.



6. Install other walls in the same method as in No 4 & No 5.



7. The assembled unit will look as shown

PREFAB MULTIPURPOSE AND MOBILE UNITS

The unit is composed of steel frames and various insulation sandwich panels with interiors of your choice.

The Unit is fast to build and easy to install. The windows and doors come pre-fitted on the wall panels.



PREFAB MULTIPURPOSE AND MOBILE UNITS

Site Office

Clinic

Kitchen Unit

Fast food

Military Posts

MOBILE UNITS

Public Utilities

Classroom

Camping

Construction Camp

Home



SAFINTRA
— RWANDA

QUIK MOVERS

CONTACT

Safintra Rwanda Limited Plot 2156 & 2157, Prime Economic Zone, Phase 1, Masoro, Gasabo Dist.

P.O. Box 6959, Kigali-Rwanda. Tel: +250 727 888070, +250 788 317072

Email: sales.safintrarwanda@safalgroup.com Web: www.safintra-rwanda.com